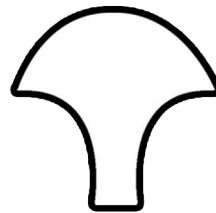
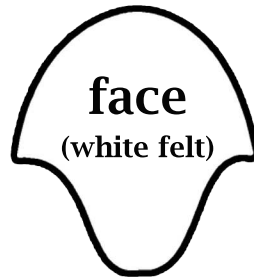


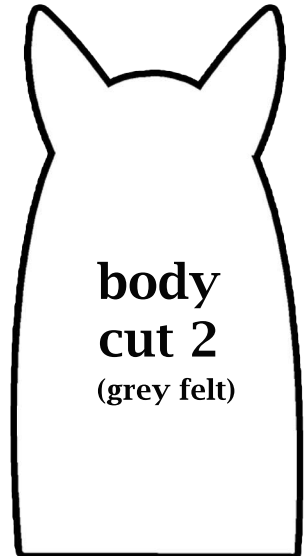


WOLF - felt finger puppet template

by hellosewing.com



muzzle
(grey)



Instructions:

1. cut pieces according to pattern
2. layer both body parts, face and muzzle
3. blanket stitch muzzle to face using grey thread
4. blanket stitch face to body using white thread
5. blanket stitch side of body, leaving bottom open
6. add details - sew on eyes, nose and mouth
7. optional: for added detail sew few stitches to front and inside ears